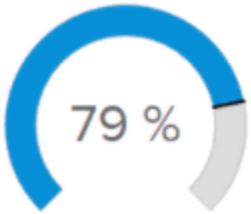

GROSS PROFIT MARGIN

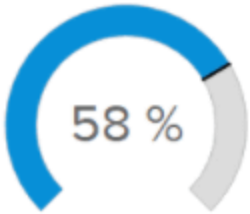

OPEX RATIO

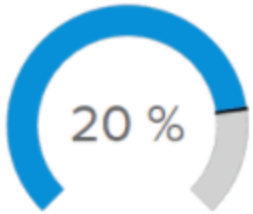

OPERATING PROFIT MARGIN

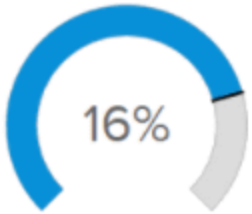

NET PROFIT MARGIN

OPEX

Month-to-Month | YTD

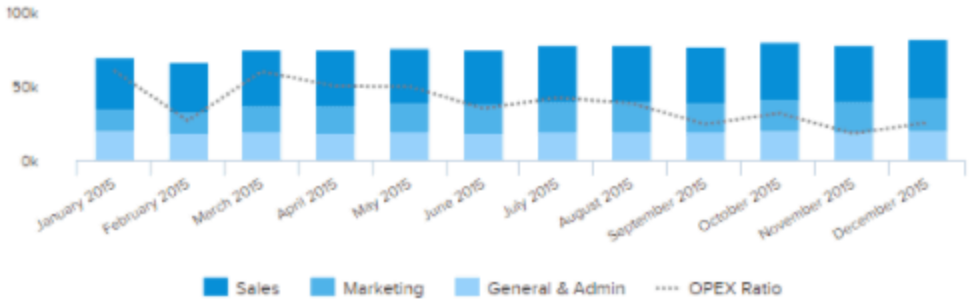

Earning before Interest and Taxes

Month-to-Month | YTD

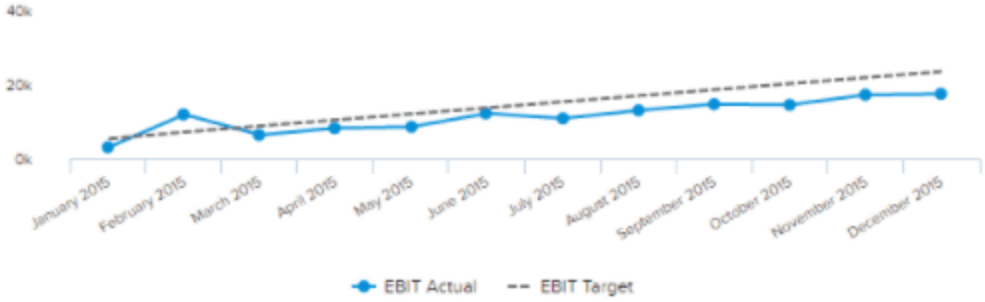

INCOME STATEMENT

Revenue	567.304	$
COGS	119.129	$
GROSS PROFIT	**448.170**	**$**
OPEX	**326.519**	**$**
Sales	193.760	$
Marketing	66.382	$
General & Admin	66.358	$
Other Income	1.448	$
Other Expenses	6.823	$
OPERATING PROFIT (EBIT)	**116.257**	**$**
Interest and Tax	25.015	$
NET PROFIT	**91.264**	**$**