



## **AP<sup>®</sup> Physics C: Electricity and Magnetism 2011 Free-Response Questions**

### **About the College Board**

The College Board is a mission-driven not-for-profit organization that connects students to college success and opportunity. Founded in 1900, the College Board was created to expand access to higher education. Today, the membership association is made up of more than 5,900 of the world's leading educational institutions and is dedicated to promoting excellence and equity in education. Each year, the College Board helps more than seven million students prepare for a successful transition to college through programs and services in college readiness and college success — including the SAT<sup>®</sup> and the Advanced Placement Program<sup>®</sup>. The organization also serves the education community through research and advocacy on behalf of students, educators and schools.

© 2011 The College Board. College Board, Advanced Placement Program, AP, AP Central, SAT and the acorn logo are registered trademarks of the College Board. Admitted Class Evaluation Service and inspiring minds are trademarks owned by the College Board. All other products and services may be trademarks of their respective owners. Visit the College Board on the Web: [www.collegeboard.org](http://www.collegeboard.org). Permission to use copyrighted College Board materials may be requested online at: [www.collegeboard.org/inquiry/cbpermit.html](http://www.collegeboard.org/inquiry/cbpermit.html).

**Visit the College Board on the Web: [www.collegeboard.org](http://www.collegeboard.org).**  
**AP Central is the official online home for the AP Program: [apcentral.collegeboard.com](http://apcentral.collegeboard.com).**

**TABLE OF INFORMATION FOR 2010 and 2011**

CONSTANTS AND CONVERSION FACTORS	
Proton mass, $m_p = 1.67 \times 10^{-27}$ kg	Electron charge magnitude, $e = 1.60 \times 10^{-19}$ C
Neutron mass, $m_n = 1.67 \times 10^{-27}$ kg	1 electron volt, $1 \text{ eV} = 1.60 \times 10^{-19}$ J
Electron mass, $m_e = 9.11 \times 10^{-31}$ kg	Speed of light, $c = 3.00 \times 10^8$ m/s
Avogadro's number, $N_0 = 6.02 \times 10^{23}$ mol <sup>-1</sup>	Universal gravitational constant, $G = 6.67 \times 10^{-11}$ m <sup>3</sup> /kg·s <sup>2</sup>
Universal gas constant, $R = 8.31$ J/(mol·K)	Acceleration due to gravity at Earth's surface, $g = 9.8$ m/s <sup>2</sup>
Boltzmann's constant, $k_B = 1.38 \times 10^{-23}$ J/K	
1 unified atomic mass unit,	$1 \text{ u} = 1.66 \times 10^{-27}$ kg = 931 MeV/c <sup>2</sup>
Planck's constant,	$h = 6.63 \times 10^{-34}$ J·s = $4.14 \times 10^{-15}$ eV·s
	$hc = 1.99 \times 10^{-25}$ J·m = $1.24 \times 10^3$ eV·nm
Vacuum permittivity,	$\epsilon_0 = 8.85 \times 10^{-12}$ C <sup>2</sup> /N·m <sup>2</sup>
Coulomb's law constant, $k = 1/4\pi\epsilon_0 = 9.0 \times 10^9$ N·m <sup>2</sup> /C <sup>2</sup>	
Vacuum permeability,	$\mu_0 = 4\pi \times 10^{-7}$ (T·m)/A
Magnetic constant, $k' = \mu_0/4\pi = 1 \times 10^{-7}$ (T·m)/A	
1 atmosphere pressure,	$1 \text{ atm} = 1.0 \times 10^5$ N/m <sup>2</sup> = $1.0 \times 10^5$ Pa

UNIT SYMBOLS	meter,	m	mole,	mol	watt,	W	farad,	F
	kilogram,	kg	hertz,	Hz	coulomb,	C	tesla,	T
	second,	s	newton,	N	volt,	V	degree Celsius,	°C
	ampere,	A	pascal,	Pa	ohm,	Ω	electron-volt,	eV
	kelvin,	K	joule,	J	henry,	H		

PREFIXES		
Factor	Prefix	Symbol
10 <sup>9</sup>	giga	G
10 <sup>6</sup>	mega	M
10 <sup>3</sup>	kilo	k
10 <sup>-2</sup>	centi	c
10 <sup>-3</sup>	milli	m
10 <sup>-6</sup>	micro	μ
10 <sup>-9</sup>	nano	n
10 <sup>-12</sup>	pico	p

VALUES OF TRIGONOMETRIC FUNCTIONS FOR COMMON ANGLES							
$\theta$	0°	30°	37°	45°	53°	60°	90°
$\sin \theta$	0	1/2	3/5	$\sqrt{2}/2$	4/5	$\sqrt{3}/2$	1
$\cos \theta$	1	$\sqrt{3}/2$	4/5	$\sqrt{2}/2$	3/5	1/2	0
$\tan \theta$	0	$\sqrt{3}/3$	3/4	1	4/3	$\sqrt{3}$	∞

The following conventions are used in this exam.

- I. Unless otherwise stated, the frame of reference of any problem is assumed to be inertial.
- II. The direction of any electric current is the direction of flow of positive charge (conventional current).
- III. For any isolated electric charge, the electric potential is defined as zero at an infinite distance from the charge.

ADVANCED PLACEMENT PHYSICS C EQUATIONS FOR 2010 and 2011

MECHANICS

$$v = v_0 + at$$

$$x = x_0 + v_0t + \frac{1}{2}at^2$$

$$v^2 = v_0^2 + 2a(x - x_0)$$

$$\Sigma \mathbf{F} = \mathbf{F}_{net} = m\mathbf{a}$$

$$\mathbf{F} = \frac{d\mathbf{p}}{dt}$$

$$\mathbf{J} = \int \mathbf{F} dt = \Delta \mathbf{p}$$

$$\mathbf{p} = m\mathbf{v}$$

$$F_{fric} \leq \mu N$$

$$W = \int \mathbf{F} \cdot d\mathbf{r}$$

$$K = \frac{1}{2}mv^2$$

$$P = \frac{dW}{dt}$$

$$P = \mathbf{F} \cdot \mathbf{v}$$

$$\Delta U_g = mgh$$

$$a_c = \frac{v^2}{r} = \omega^2 r$$

$$\boldsymbol{\tau} = \mathbf{r} \times \mathbf{F}$$

$$\Sigma \boldsymbol{\tau} = \boldsymbol{\tau}_{net} = I\boldsymbol{\alpha}$$

$$I = \int r^2 dm = \Sigma mr^2$$

$$\mathbf{r}_{cm} = \Sigma m\mathbf{r} / \Sigma m$$

$$v = r\omega$$

$$\mathbf{L} = \mathbf{r} \times \mathbf{p} = I\boldsymbol{\omega}$$

$$K = \frac{1}{2}I\omega^2$$

$$\omega = \omega_0 + \alpha t$$

$$\theta = \theta_0 + \omega_0 t + \frac{1}{2}\alpha t^2$$

$a$  = acceleration  
 $F$  = force  
 $f$  = frequency  
 $h$  = height  
 $I$  = rotational inertia  
 $J$  = impulse  
 $K$  = kinetic energy  
 $k$  = spring constant  
 $\ell$  = length  
 $L$  = angular momentum  
 $m$  = mass  
 $N$  = normal force  
 $P$  = power  
 $p$  = momentum  
 $r$  = radius or distance  
 $\mathbf{r}$  = position vector  
 $T$  = period  
 $t$  = time  
 $U$  = potential energy  
 $v$  = velocity or speed  
 $W$  = work done on a system  
 $x$  = position  
 $\mu$  = coefficient of friction  
 $\theta$  = angle  
 $\tau$  = torque  
 $\omega$  = angular speed  
 $\alpha$  = angular acceleration

ELECTRICITY AND MAGNETISM

$$F = \frac{1}{4\pi\epsilon_0} \frac{q_1q_2}{r^2}$$

$$\mathbf{E} = \frac{\mathbf{F}}{q}$$

$$\oint \mathbf{E} \cdot d\mathbf{A} = \frac{Q}{\epsilon_0}$$

$$E = -\frac{dV}{dr}$$

$$V = \frac{1}{4\pi\epsilon_0} \sum_i \frac{q_i}{r_i}$$

$$U_E = qV = \frac{1}{4\pi\epsilon_0} \frac{q_1q_2}{r}$$

$$C = \frac{Q}{V}$$

$$C = \frac{\kappa\epsilon_0 A}{d}$$

$$C_p = \sum_i C_i$$

$$\frac{1}{C_s} = \sum_i \frac{1}{C_i}$$

$$I = \frac{dQ}{dt}$$

$$U_c = \frac{1}{2}QV = \frac{1}{2}CV^2$$

$$R = \frac{\rho\ell}{A}$$

$$\mathbf{E} = \rho\mathbf{J}$$

$$I = Nev_d A$$

$$V = IR$$

$$R_s = \sum_i R_i$$

$$\frac{1}{R_p} = \sum_i \frac{1}{R_i}$$

$$P = IV$$

$$\mathbf{F}_M = q\mathbf{v} \times \mathbf{B}$$

$A$  = area  
 $B$  = magnetic field  
 $C$  = capacitance  
 $d$  = distance  
 $E$  = electric field  
 $\mathcal{E}$  = emf  
 $F$  = force  
 $I$  = current  
 $J$  = current density  
 $L$  = inductance  
 $\ell$  = length  
 $n$  = number of loops of wire per unit length  
 $N$  = number of charge carriers per unit volume  
 $P$  = power  
 $Q$  = charge  
 $q$  = point charge  
 $R$  = resistance  
 $r$  = distance  
 $t$  = time  
 $U$  = potential or stored energy  
 $V$  = electric potential  
 $v$  = velocity or speed  
 $\rho$  = resistivity  
 $\phi_m$  = magnetic flux  
 $\kappa$  = dielectric constant

$$\oint \mathbf{B} \cdot d\boldsymbol{\ell} = \mu_0 I$$

$$d\mathbf{B} = \frac{\mu_0}{4\pi} \frac{I d\boldsymbol{\ell} \times \mathbf{r}}{r^3}$$

$$\mathbf{F} = \int I d\boldsymbol{\ell} \times \mathbf{B}$$

$$B_s = \mu_0 nI$$

$$\phi_m = \int \mathbf{B} \cdot d\mathbf{A}$$

$$\mathcal{E} = \oint \mathbf{E} \cdot d\boldsymbol{\ell} = -\frac{d\phi_m}{dt}$$

$$\mathcal{E} = -L \frac{dI}{dt}$$

$$U_L = \frac{1}{2}LI^2$$

**ADVANCED PLACEMENT PHYSICS C EQUATIONS FOR 2010 and 2011**

**GEOMETRY AND TRIGONOMETRY**

Rectangle

$$A = bh$$

Triangle

$$A = \frac{1}{2}bh$$

Circle

$$A = \pi r^2$$

$$C = 2\pi r$$

Parallelepiped

$$V = \ell wh$$

Cylinder

$$V = \pi r^2 \ell$$

$$S = 2\pi r \ell + 2\pi r^2$$

Sphere

$$V = \frac{4}{3}\pi r^3$$

$$S = 4\pi r^2$$

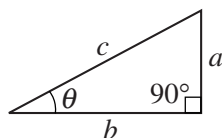
Right Triangle

$$a^2 + b^2 = c^2$$

$$\sin \theta = \frac{a}{c}$$

$$\cos \theta = \frac{b}{c}$$

$$\tan \theta = \frac{a}{b}$$



$A$  = area  
 $C$  = circumference  
 $V$  = volume  
 $S$  = surface area  
 $b$  = base  
 $h$  = height  
 $\ell$  = length  
 $w$  = width  
 $r$  = radius

**CALCULUS**

$$\frac{df}{dx} = \frac{df}{du} \frac{du}{dx}$$

$$\frac{d}{dx}(x^n) = nx^{n-1}$$

$$\frac{d}{dx}(e^x) = e^x$$

$$\frac{d}{dx}(\ln x) = \frac{1}{x}$$

$$\frac{d}{dx}(\sin x) = \cos x$$

$$\frac{d}{dx}(\cos x) = -\sin x$$

$$\int x^n dx = \frac{1}{n+1}x^{n+1}, n \neq -1$$

$$\int e^x dx = e^x$$

$$\int \frac{dx}{x} = \ln|x|$$

$$\int \cos x dx = \sin x$$

$$\int \sin x dx = -\cos x$$

2011 AP<sup>®</sup> PHYSICS C: ELECTRICITY AND MAGNETISM FREE-RESPONSE QUESTIONS

PHYSICS C: ELECTRICITY AND MAGNETISM

SECTION II

Time—45 minutes

3 Questions

**Directions:** Answer all three questions. The suggested time is about 15 minutes for answering each of the questions, which are worth 15 points each. The parts within a question may not have equal weight. Show all your work in the pink booklet in the spaces provided after each part, NOT in this green insert.

E&M. 1.

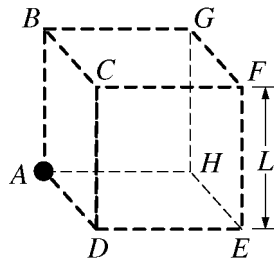
A nonconducting, thin, spherical shell has a uniform surface charge density  $\sigma$  on its outside surface and no charge anywhere else inside.

- (a) Use Gauss's law to prove that the electric field inside the shell is zero everywhere. Describe the Gaussian surface that you use.
- (b) The charges are now redistributed so that the surface charge density is no longer uniform. Is the electric field still zero everywhere inside the shell?

Yes     No     It cannot be determined from the information given.

Justify your answer.

Now consider a small conducting sphere with charge  $+Q$  whose center is at corner  $A$  of a cubical surface, as shown below.

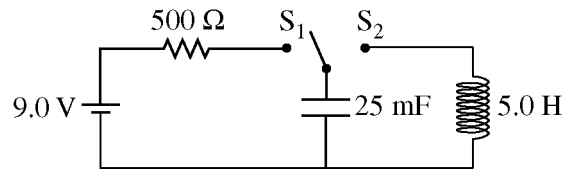


- (c) For which faces of the surface, if any, is the electric flux through that face equal to zero?  
  $ABCD$       $CDEF$       $EFGH$       $ABGH$       $BCFG$       $ADEH$

Explain your reasoning.

- (d) At which corner(s) of the surface does the electric field have the least magnitude?
- (e) Determine the electric field strength at the position(s) you have indicated in part (d) in terms of  $Q$ ,  $L$ , and fundamental constants, as appropriate.
- (f) Given that one-eighth of the sphere at point  $A$  is inside the surface, calculate the electric flux through face  $CDEF$ .

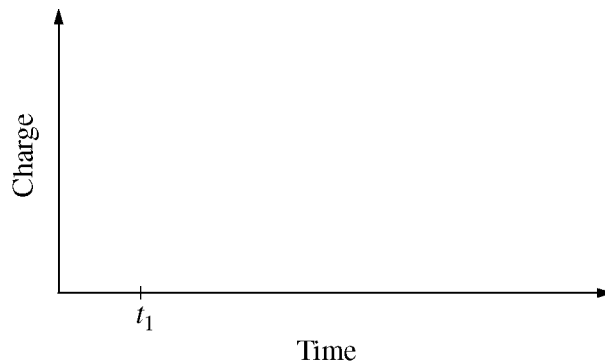
2011 AP<sup>®</sup> PHYSICS C: ELECTRICITY AND MAGNETISM FREE-RESPONSE QUESTIONS



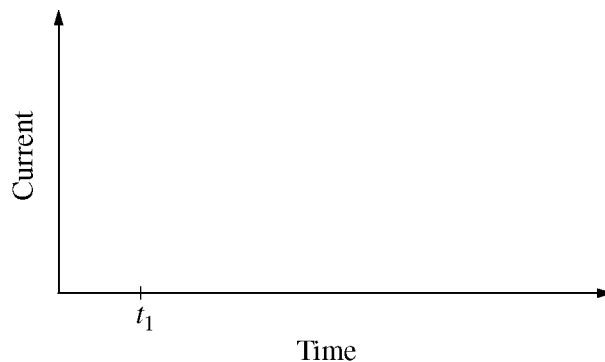
E&M. 2.

The circuit represented above contains a 9.0 V battery, a 25 mF capacitor, a 5.0 H inductor, a 500 Ω resistor, and a switch with two positions, S<sub>1</sub> and S<sub>2</sub>. Initially the capacitor is uncharged and the switch is open.

- (a) In experiment 1 the switch is closed to position S<sub>1</sub> at time  $t_1$  and left there for a long time.
- Calculate the value of the charge on the bottom plate of the capacitor a long time after the switch is closed.
  - On the axes below, sketch a graph of the magnitude of the charge on the bottom plate of the capacitor as a function of time. On the axes, explicitly label any intercepts, asymptotes, maxima, or minima with numerical values or algebraic expressions, as appropriate.



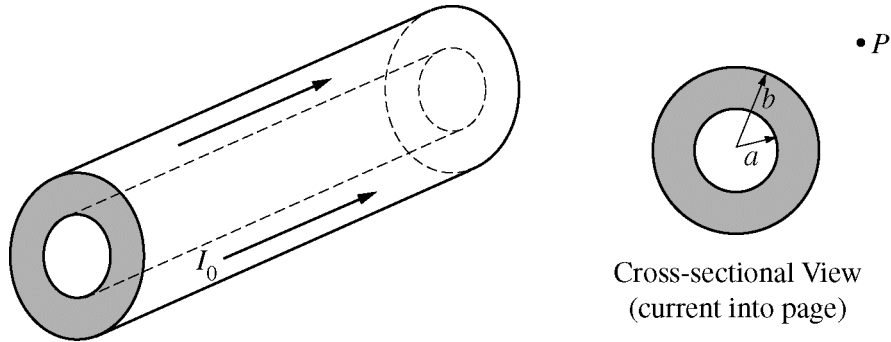
- On the axes below, sketch a graph of the current through the resistor as a function of time. On the axes, explicitly label any intercepts, asymptotes, maxima, or minima with numerical values or algebraic expressions, as appropriate.



**2011 AP<sup>®</sup> PHYSICS C: ELECTRICITY AND MAGNETISM FREE-RESPONSE QUESTIONS**

- (b) In experiment 2 the capacitor is again uncharged when the switch is closed to position  $S_1$  at time  $t_1$ . The switch is then moved to position  $S_2$  at time  $t_2$  when the magnitude of the charge on the capacitor plate is 105 mC, allowing electromagnetic oscillations in the  $LC$  circuit.
- Calculate the energy stored in the capacitor at time  $t_2$ .
  - Calculate the maximum current that will be present during the oscillations.
  - Calculate the time rate of change of the current when the charge on the capacitor plate is 50 mC.

2011 AP<sup>®</sup> PHYSICS C: ELECTRICITY AND MAGNETISM FREE-RESPONSE QUESTIONS



E&M. 3.

A section of a long conducting cylinder with inner radius  $a$  and outer radius  $b$  carries a current  $I_0$  that has a uniform current density, as shown in the figure above.

- (a) Using Ampère's law, derive an expression for the magnitude of the magnetic field in the following regions as a function of the distance  $r$  from the central axis.
- i.  $r < a$   
\_\_\_\_\_
  - ii.  $a < r < b$   
\_\_\_\_\_
  - iii.  $r = 2b$
- (b) On the cross-sectional view in the diagram above, indicate the direction of the field at point  $P$ , which is at a distance  $r = 2b$  from the axis of the cylinder.
- (c) An electron is at rest at point  $P$ . Describe any electromagnetic forces acting on the electron. Justify your answer.



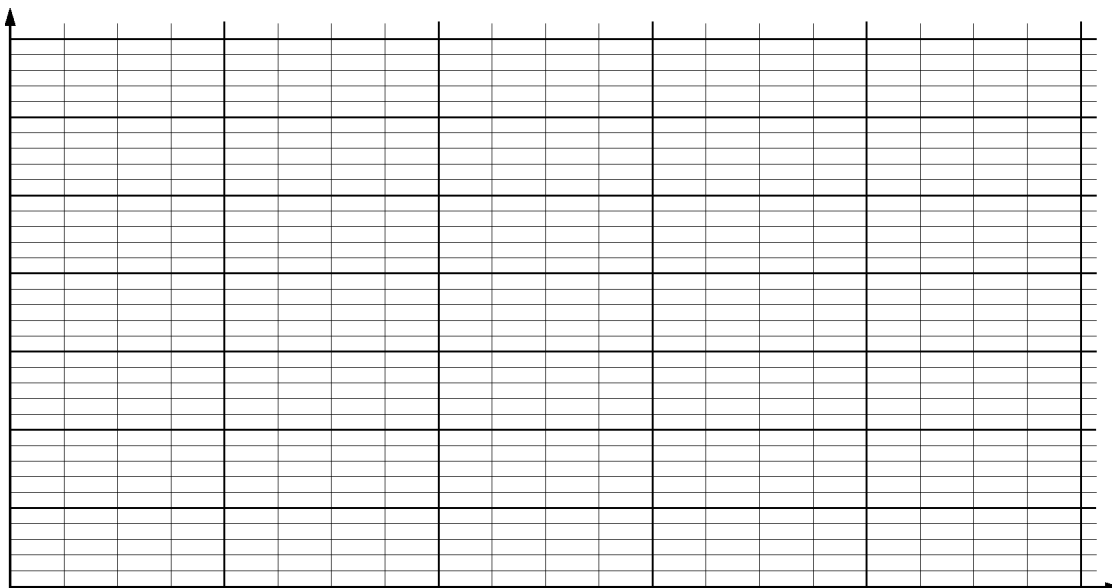
**2011 AP<sup>®</sup> PHYSICS C: ELECTRICITY AND MAGNETISM FREE-RESPONSE QUESTIONS**

Now consider a long, solid conducting cylinder of radius  $b$  carrying a current  $I_0$ . The magnitude of the magnetic field inside this cylinder as a function of  $r$  is given by  $B = \mu_0 I_0 r / 2\pi b^2$ . An experiment is conducted using a particular solid cylinder of radius 0.010 m carrying a current of 25 A. The magnetic field inside the cylinder is measured as a function of  $r$ , and the data is tabulated below.

Distance $r$ (m)	0.002	0.004	0.006	0.008	0.010
Magnetic Field $B$ (T)	$1.2 \times 10^{-4}$	$2.7 \times 10^{-4}$	$3.6 \times 10^{-4}$	$4.7 \times 10^{-4}$	$6.4 \times 10^{-4}$

(d)

- i. On the graph below, plot the data points for the magnetic field  $B$  as a function of the distance  $r$ , and label the scale on both axes. Draw a straight line that best represents the data.



- ii. Use the slope of your line to estimate a value of the permeability  $\mu_0$ .

**END OF EXAM**