



## **AP<sup>®</sup> Physics C: Electricity and Magnetism 2011 Scoring Guidelines**

### **The College Board**

The College Board is a not-for-profit membership association whose mission is to connect students to college success and opportunity. Founded in 1900, the College Board is composed of more than 5,700 schools, colleges, universities and other educational organizations. Each year, the College Board serves seven million students and their parents, 23,000 high schools, and 3,800 colleges through major programs and services in college readiness, college admission, guidance, assessment, financial aid and enrollment. Among its widely recognized programs are the SAT<sup>®</sup>, the PSAT/NMSQT<sup>®</sup>, the Advanced Placement Program<sup>®</sup> (AP<sup>®</sup>), SpringBoard<sup>®</sup> and ACCUPLACER<sup>®</sup>. The College Board is committed to the principles of excellence and equity, and that commitment is embodied in all of its programs, services, activities and concerns.

© 2011 The College Board. College Board, ACCUPLACER, Advanced Placement Program, AP, AP Central, SAT, SpringBoard and the acorn logo are registered trademarks of the College Board. Admitted Class Evaluation Service is a trademark owned by the College Board. PSAT/NMSQT is a registered trademark of the College Board and National Merit Scholarship Corporation. All other products and services may be trademarks of their respective owners. Permission to use copyrighted College Board materials may be requested online at: [www.collegeboard.com/inquiry/cbpermit.html](http://www.collegeboard.com/inquiry/cbpermit.html).

**Visit the College Board on the Web: [www.collegeboard.org](http://www.collegeboard.org).**

**AP Central is the official online home for the AP Program: [apcentral.collegeboard.com](http://apcentral.collegeboard.com)**

**AP<sup>®</sup> PHYSICS C: ELECTRICITY AND MAGNETISM  
2011 SCORING GUIDELINES**

**Question 1**

**15 points total**

**Distribution  
of points**

(a) 3 points

$$\oint \mathbf{E} \cdot d\mathbf{A} = \frac{Q}{\epsilon_0}$$

For a proper application of Gauss's Law using spherical symmetry

1 point

$$E(4\pi r^2) = \frac{Q_{\text{enc}}}{\epsilon_0}$$

For a proper description of the correct Gaussian surface

1 point

A proper description of the Gaussian surface should indicate that it is a sphere, concentric with the charged shell, and with a radius less than the radius of the shell. Drawing a proper Gaussian surface is acceptable.

For completing the response with an indication that  $E = 0$ , consistent with previous work

1 point

The enclosed charge  $Q$  is zero for all radii of the Gaussian surface; therefore, the electric field  $E$  is also zero everywhere inside the sphere.

(b) 2 points

For selecting the correct answer of "No"

1 point

For a correct justification

1 point

Example: With a nonsymmetric distribution, the fields from individual charges no longer have the net effect of completely canceling inside the shell.

(c) 5 points

For correctly selecting face  $ABCD$

1 point

For correctly selecting face  $ABGH$

1 point

For correctly selecting face  $ADEH$

1 point

One earned point is deducted for each incorrect face selected.

For a correct and complete justification of the correctly checked choices

2 points

Examples:

The electric field from the sphere is radial, so it is parallel to the three correct faces.

The electric field vector does not penetrate the area of any of the three correct faces.

Note: One point can be earned for a partial explanation or an explanation with a minor factual error.

**AP<sup>®</sup> PHYSICS C: ELECTRICITY AND MAGNETISM**  
**2011 SCORING GUIDELINES**

**Question 1 (continued)**

	<b>Distribution of points</b>
(d) 1 point	
For correctly identifying corner $A$ as having the smallest magnitude of electric field. Corner $A$ is inside the small conducting sphere, so the electric field there is zero. All other corners have a nonzero electric field.	1 point
(e) 1 point	
For correctly determining the electric field strength at the position indicated in part (d). As explained above, the electric field at point $A$ is zero. A correct calculation for whatever point is indicated in part (d) also receives full credit.	1 point
(f) 3 points	
For proper use of Gauss's Law that recognizes that the flux is a constant	1 point
Total electric flux = $\phi_{\text{total}} = \frac{Q_{\text{enc}}}{\epsilon_0}$ . The cube encloses $\frac{1}{8}$ of the charge, i.e. $Q_{\text{enc}} = \frac{Q}{8}$ .	
For recognizing that the flux is the same through each of the three nonzero flux sides of the cube and is equal to $1/3$ of the total flux through the cube.	1 point
For proper reasoning leading to the final correct answer	1 point
$\phi_{\text{total}} = 3\phi_{CDEF} = \frac{Q/8}{\epsilon_0}$	
$\phi_{CDEF} = \frac{Q}{24\epsilon_0}$	

**AP<sup>®</sup> PHYSICS C: ELECTRICITY AND MAGNETISM  
2011 SCORING GUIDELINES**

**Question 2**

**15 points total**

**Distribution  
of points**

- (a)  
i. 2 points

For correctly calculating the magnitude of the charge on the bottom plate of the capacitor and including correct units

1 point

$$V = Q/C$$

$$Q = CV$$

$$Q = (25 \times 10^{-3} \text{ F})(9.0 \text{ V})$$

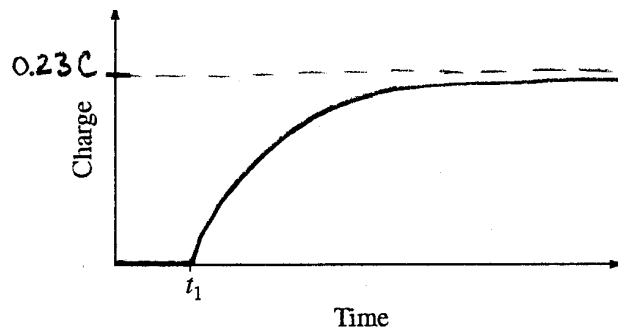
$$Q = 0.23 \text{ C}$$

For correctly identifying the charge on the bottom plate as negative.

1 point

With the polarity of the battery terminal attached to the bottom plate shown in the figure, the charge is negative.

- ii. 3 points



For correctly indicating and labeling the asymptote, with either the value determined in part (a) or an equivalent algebraic expression

1 point

For explicitly showing  $Q = 0$  for  $t < t_1$

1 point

For correctly sketching the curve, starting at  $t = t_1$  and asymptotically approaching the maximum charge

1 point

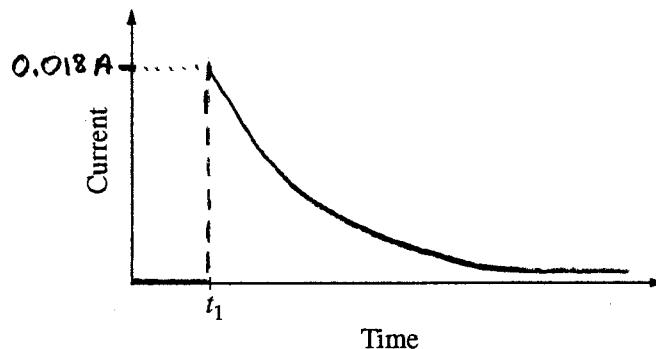
**AP<sup>®</sup> PHYSICS C: ELECTRICITY AND MAGNETISM  
2011 SCORING GUIDELINES**

**Question 2 (continued)**

**Distribution  
of points**

(a) (continued)

iii. 3 points



The maximum current occurs just after the switch is closed, when there is no charge on the capacitor.

$$V = IR$$

$$I_{\text{max}} = V/R = 9.0 \text{ V}/500 \Omega = 0.018 \text{ A}$$

For correctly indicating and labeling the maximum current, with either the correct value or an equivalent algebraic expression 1 point

For explicitly showing  $I = 0$  for  $t < t_1$  1 point

For correctly sketching the curve, starting at the maximum current at  $t = t_1$  and asymptotically approaching zero 1 point

(b)

i. 2 points

$$U_C = \frac{1}{2}QV = \frac{1}{2}Q\frac{Q}{C} = \frac{1}{2}\frac{Q^2}{C}$$

For substituting correct values into a correct expression 1 point

$$\text{For example, } U_C = \frac{1}{2} \frac{(105 \times 10^{-3} \text{ C})^2}{(25 \times 10^{-3} \text{ F})}$$

For a consistent answer with correct units 1 point

$$U_C = 0.22 \text{ J}$$

**AP<sup>®</sup> PHYSICS C: ELECTRICITY AND MAGNETISM  
2011 SCORING GUIDELINES**

**Question 2 (continued)**

**Distribution  
of points**

(b) (continued)

ii. 2 points

The maximum current occurs when there is no charge on the capacitor and all the energy is stored in the inductor.

$$U_L = \frac{1}{2}LI^2$$

The total energy is the energy that was stored in the capacitor at time  $t_2$ .

For a correct expression of energy conservation

1 point

$$\frac{1}{2}LI^2 = U_C$$

$$I = \sqrt{2U_C/L}$$

Substituting the given value for  $L$  and the value of  $U_C$  determined in part (b) i

$$I = \sqrt{2(0.22 \text{ J})/5.0 \text{ H}}$$

For an answer with units consistent with previous work

1 point

$$I = 0.30 \text{ A}$$

iii. 3 points

For a correct application of the loop rule

1 point

$$L \frac{dI}{dt} + \frac{Q}{C} = 0$$

$$\frac{dI}{dt} = -\frac{Q}{CL}$$

$$\frac{dI}{dt} = -\frac{(50 \times 10^{-3} \text{ C})}{(25 \times 10^{-3} \text{ F})(5.0 \text{ H})}$$

For a correct numerical answer obtained from a correct procedure, with or without the negative sign

1 point

For the correct units on a calculated answer

1 point

$$\frac{dI}{dt} = -0.40 \text{ A/s}$$

**AP<sup>®</sup> PHYSICS C: ELECTRICITY AND MAGNETISM**  
**2011 SCORING GUIDELINES**

**Question 3**

**15 points total**

**Distribution  
of points**

(a)

For all three cases, the path of integration when applying Ampere’s law is a circle concentric with the cylinder and perpendicular to its axis, with a radius  $r$  in the range specified.

i. 2 points

For explicitly stating Ampere’s law in at least one of parts (a)i, (a)ii or (a)iii

1 point

$$\oint \mathbf{B} \cdot d\boldsymbol{\ell} = \mu_0 I_{\text{enc}}$$

$$I_{\text{enc}} = 0$$

For the correct answer

1 point

$$B = 0$$

ii. 3 points

$$\oint \mathbf{B} \cdot d\boldsymbol{\ell} = \mu_0 I_{\text{enc}}$$

For a correct simplification of the line integral

1 point

$$\oint \mathbf{B} \cdot d\boldsymbol{\ell} = B(2\pi r)$$

Calculating the current density:

$$J = \frac{I_0}{\pi b^2 - \pi a^2}$$

For an expression giving  $I_{\text{enc}}$  as a fraction of  $I_0$

1 point

$$I_{\text{enc}} = J \cdot (\text{area enclosed}) = J(\pi r^2 - \pi a^2) = \frac{I_0(\pi r^2 - \pi a^2)}{(\pi b^2 - \pi a^2)} = \frac{I_0(r^2 - a^2)}{(b^2 - a^2)}$$

$$B(2\pi r) = \mu_0 \frac{I_0(r^2 - a^2)}{(b^2 - a^2)}$$

For the correct expression for  $B$

1 point

$$B = \frac{\mu_0 I_0 (r^2 - a^2)}{2\pi r (b^2 - a^2)}$$

iii. 1 point

$$\oint \mathbf{B} \cdot d\boldsymbol{\ell} = \mu_0 I_{\text{enc}}$$

$$B(2\pi b) = \mu_0 I_{\text{enc}}$$

For the correct expression for  $B$

1 point

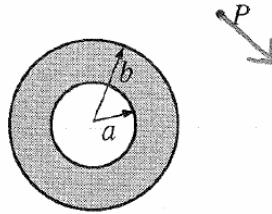
$$B = \frac{\mu_0 I_0}{4\pi b}$$

AP<sup>®</sup> PHYSICS C: ELECTRICITY AND MAGNETISM  
2011 SCORING GUIDELINES

Question 3 (continued)

Distribution  
of points

(b) 2 points



Cross-sectional View  
(current into page)

- For drawing a vector that is perpendicular to a line connecting the center of the cylinder and point  $P$  1 point
- For indicating the correct direction 1 point

(c) 2 points

- For stating that there are no (electromagnetic) forces on the electron. The word “electromagnetic” does not need to be explicitly stated. 1 point
- For a correct justification regarding the absence of a magnetic force, related to  $\mathbf{F}_M = q\mathbf{v} \times \mathbf{B}$  1 point
- No explicit mention of the electric force was required. The focus of the question is on magnetic effects. No electric force acts on the electron because there is no electric field present. One earned point was deducted if an incorrect statement about electric forces was made.

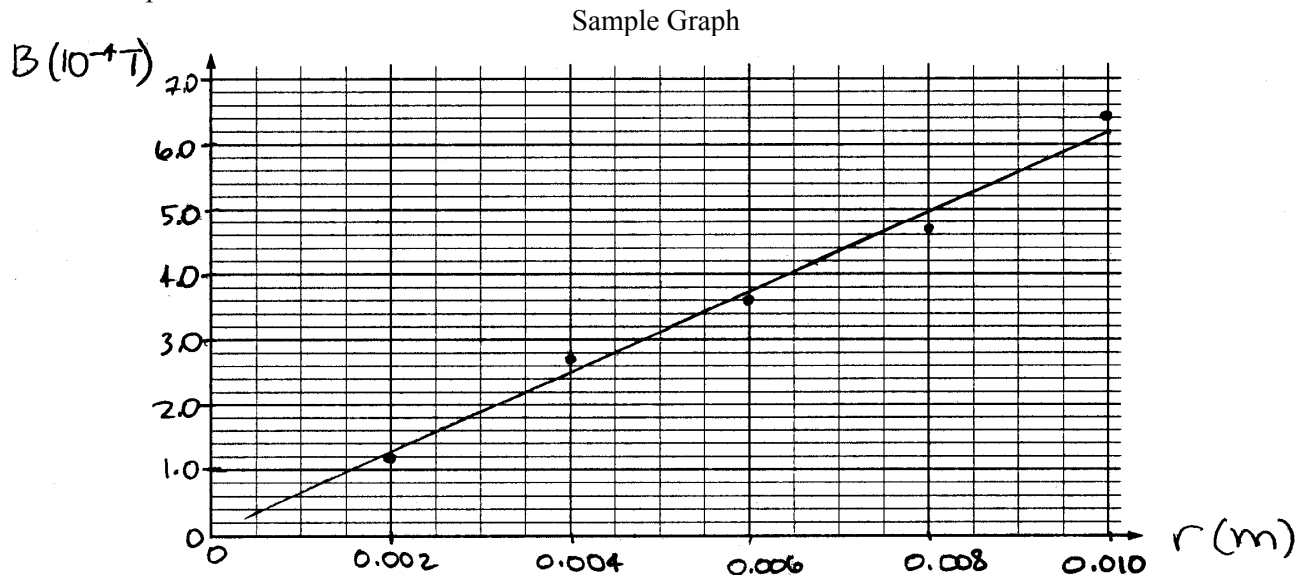


**AP<sup>®</sup> PHYSICS C: ELECTRICITY AND MAGNETISM  
2011 SCORING GUIDELINES**

**Question 3 (continued)**

**Distribution  
of points**

- (d)  
i. 3 points



- |   |         |
|---|---------|
| For correctly labeling the y-axis with magnetic field units and correctly labeling the x-axis with length units | 1 point |
| For correctly scaling both axes, with at least one scale using essentially the whole length of the axis         | 1 point |
| For drawing a best-fit straight line  | 1 point |

- ii. 2 points

- |  |         |
|--|---------|
| For calculating the slope of the best-fit straight line from actual points on the line | 1 point |
|--|---------|

$$\text{slope} = \frac{\Delta B}{\Delta r}$$

Using two points on the sample graph above

$$\text{slope} = \frac{6.2 \times 10^{-4} \text{ T} - 2.8 \times 10^{-4} \text{ T}}{0.010 \text{ m} - 0.0045 \text{ m}} = \frac{3.4 \times 10^{-4} \text{ T}}{0.0055 \text{ m}} = 0.062 \text{ T/m}$$

- |  |         |
|--|---------|
| For the correct relationship between $\mu_0$ and the slope | 1 point |
|--|---------|

From the given equation  $B = \mu_0 I_0 r / 2\pi b^2$ , the slope can be written as  $\mu_0 I_0 / 2\pi b^2$ .

$$\text{slope} = \mu_0 I_0 / 2\pi b^2$$

$$\mu_0 = \frac{2\pi b^2}{I_0} (\text{slope})$$

$$\mu_0 = \frac{2\pi (0.010 \text{ m})^2}{25 \text{ A}} (0.062 \text{ T/m})$$

$$\mu_0 = 1.56 \times 10^{-6} \text{ (T}\cdot\text{m)/A}$$