

2022

AP<sup>®</sup>

 CollegeBoard

---

# AP<sup>®</sup> Physics C: Electricity and Magnetism

## Free-Response Questions Set 1

## ADVANCED PLACEMENT PHYSICS C TABLE OF INFORMATION

CONSTANTS AND CONVERSION FACTORS	
Proton mass, $m_p = 1.67 \times 10^{-27}$ kg Neutron mass, $m_n = 1.67 \times 10^{-27}$ kg Electron mass, $m_e = 9.11 \times 10^{-31}$ kg Avogadro's number, $N_0 = 6.02 \times 10^{23}$ mol <sup>-1</sup> Universal gas constant, $R = 8.31$ J/(mol·K) Boltzmann's constant, $k_B = 1.38 \times 10^{-23}$ J/K	Electron charge magnitude, $e = 1.60 \times 10^{-19}$ C 1 electron volt, $1 \text{ eV} = 1.60 \times 10^{-19}$ J Speed of light, $c = 3.00 \times 10^8$ m/s Universal gravitational constant, $G = 6.67 \times 10^{-11}$ (N·m <sup>2</sup> )/kg <sup>2</sup> Acceleration due to gravity at Earth's surface, $g = 9.8$ m/s <sup>2</sup>
1 unified atomic mass unit, Planck's constant, Vacuum permittivity, Coulomb's law constant, $k = 1/(4\pi\epsilon_0) = 9.0 \times 10^9$ (N·m <sup>2</sup> )/C <sup>2</sup> Vacuum permeability, Magnetic constant, $k' = \mu_0/(4\pi) = 1 \times 10^{-7}$ (T·m)/A 1 atmosphere pressure,	$1 \text{ u} = 1.66 \times 10^{-27}$ kg = 931 MeV/c <sup>2</sup> $h = 6.63 \times 10^{-34}$ J·s = $4.14 \times 10^{-15}$ eV·s $hc = 1.99 \times 10^{-25}$ J·m = $1.24 \times 10^3$ eV·nm $\epsilon_0 = 8.85 \times 10^{-12}$ C <sup>2</sup> /(N·m <sup>2</sup> ) $\mu_0 = 4\pi \times 10^{-7}$ (T·m)/A $1 \text{ atm} = 1.0 \times 10^5$ N/m <sup>2</sup> = $1.0 \times 10^5$ Pa

UNIT SYMBOLS	meter, m	mole, mol	watt, W	farad, F
	kilogram, kg	hertz, Hz	coulomb, C	tesla, T
	second, s	newton, N	volt, V	degree Celsius, °C
	ampere, A	pascal, Pa	ohm, Ω	electron volt, eV
	kelvin, K	joule, J	henry, H	

PREFIXES		
Factor	Prefix	Symbol
10 <sup>9</sup>	giga	G
10 <sup>6</sup>	mega	M
10 <sup>3</sup>	kilo	k
10 <sup>-2</sup>	centi	c
10 <sup>-3</sup>	milli	m
10 <sup>-6</sup>	micro	μ
10 <sup>-9</sup>	nano	n
10 <sup>-12</sup>	pico	p

VALUES OF TRIGONOMETRIC FUNCTIONS FOR COMMON ANGLES							
$\theta$	0°	30°	37°	45°	53°	60°	90°
sin $\theta$	0	1/2	3/5	$\sqrt{2}/2$	4/5	$\sqrt{3}/2$	1
cos $\theta$	1	$\sqrt{3}/2$	4/5	$\sqrt{2}/2$	3/5	1/2	0
tan $\theta$	0	$\sqrt{3}/3$	3/4	1	4/3	$\sqrt{3}$	∞

The following assumptions are used in this exam.

- I. The frame of reference of any problem is inertial unless otherwise stated.
- II. The direction of current is the direction in which positive charges would drift.
- III. The electric potential is zero at an infinite distance from an isolated point charge.
- IV. All batteries and meters are ideal unless otherwise stated.
- V. Edge effects for the electric field of a parallel plate capacitor are negligible unless otherwise stated.

**ADVANCED PLACEMENT PHYSICS C EQUATIONS**

**MECHANICS**

$v_x = v_{x0} + a_x t$	$a = \text{acceleration}$
$x = x_0 + v_{x0} t + \frac{1}{2} a_x t^2$	$E = \text{energy}$
$v_x^2 = v_{x0}^2 + 2a_x(x - x_0)$	$F = \text{force}$
$\bar{a} = \frac{\sum \vec{F}}{m} = \frac{\vec{F}_{net}}{m}$	$f = \text{frequency}$
$\vec{F} = \frac{d\vec{p}}{dt}$	$h = \text{height}$
$\vec{J} = \int \vec{F} dt = \Delta\vec{p}$	$I = \text{rotational inertia}$
$\vec{p} = m\vec{v}$	$J = \text{impulse}$
$ \vec{F}_f  \leq \mu  \vec{F}_N $	$K = \text{kinetic energy}$
$\Delta E = W = \int \vec{F} \cdot d\vec{r}$	$k = \text{spring constant}$
$K = \frac{1}{2} m v^2$	$\ell = \text{length}$
$P = \frac{dE}{dt}$	$L = \text{angular momentum}$
$P = \vec{F} \cdot \vec{v}$	$m = \text{mass}$
$\Delta U_g = mg\Delta h$	$P = \text{power}$
$a_c = \frac{v^2}{r} = \omega^2 r$	$p = \text{momentum}$
$\vec{\tau} = \vec{r} \times \vec{F}$	$r = \text{radius or distance}$
$\bar{\alpha} = \frac{\sum \vec{\tau}}{I} = \frac{\vec{\tau}_{net}}{I}$	$T = \text{period}$
$I = \int r^2 dm = \sum mr^2$	$t = \text{time}$
$x_{cm} = \frac{\sum m_i x_i}{\sum m_i}$	$U = \text{potential energy}$
$v = r\omega$	$v = \text{velocity or speed}$
$\vec{L} = \vec{r} \times \vec{p} = I\vec{\omega}$	$W = \text{work done on a system}$
$K = \frac{1}{2} I\omega^2$	$x = \text{position}$
$\omega = \omega_0 + \alpha t$	$\mu = \text{coefficient of friction}$
$\theta = \theta_0 + \omega_0 t + \frac{1}{2} \alpha t^2$	$\theta = \text{angle}$
	$\tau = \text{torque}$
	$\omega = \text{angular speed}$
	$\alpha = \text{angular acceleration}$
	$\phi = \text{phase angle}$
	$\vec{F}_s = -k\Delta\vec{x}$
	$U_s = \frac{1}{2} k(\Delta x)^2$
	$x = x_{max} \cos(\omega t + \phi)$
	$T = \frac{2\pi}{\omega} = \frac{1}{f}$
	$T_s = 2\pi\sqrt{\frac{m}{k}}$
	$T_p = 2\pi\sqrt{\frac{\ell}{g}}$
	$ \vec{F}_G  = \frac{Gm_1 m_2}{r^2}$
	$U_G = -\frac{Gm_1 m_2}{r}$

**ELECTRICITY AND MAGNETISM**

$ \vec{F}_E  = \frac{1}{4\pi\epsilon_0} \left  \frac{q_1 q_2}{r^2} \right $	$A = \text{area}$
$\vec{E} = \frac{\vec{F}_E}{q}$	$B = \text{magnetic field}$
$\oint \vec{E} \cdot d\vec{A} = \frac{Q}{\epsilon_0}$	$C = \text{capacitance}$
$E_x = -\frac{dV}{dx}$	$d = \text{distance}$
$\Delta V = -\int \vec{E} \cdot d\vec{r}$	$E = \text{electric field}$
$V = \frac{1}{4\pi\epsilon_0} \sum_i \frac{q_i}{r_i}$	$\mathcal{E} = \text{emf}$
$U_E = qV = \frac{1}{4\pi\epsilon_0} \frac{q_1 q_2}{r}$	$F = \text{force}$
$\Delta V = \frac{Q}{C}$	$I = \text{current}$
$C = \frac{\kappa\epsilon_0 A}{d}$	$J = \text{current density}$
$C_p = \sum_i C_i$	$L = \text{inductance}$
$\frac{1}{C_s} = \sum_i \frac{1}{C_i}$	$\ell = \text{length}$
$I = \frac{dQ}{dt}$	$n = \text{number of loops of wire per unit length}$
$U_C = \frac{1}{2} Q\Delta V = \frac{1}{2} C(\Delta V)^2$	$N = \text{number of charge carriers per unit volume}$
$R = \frac{\rho\ell}{A}$	$P = \text{power}$
$\vec{E} = \rho\vec{J}$	$Q = \text{charge}$
$I = Nev_d A$	$q = \text{point charge}$
$I = \frac{\Delta V}{R}$	$R = \text{resistance}$
$R_s = \sum_i R_i$	$r = \text{radius or distance}$
$\frac{1}{R_p} = \sum_i \frac{1}{R_i}$	$t = \text{time}$
$P = I\Delta V$	$U = \text{potential or stored energy}$
	$V = \text{electric potential}$
	$v = \text{velocity or speed}$
	$\rho = \text{resistivity}$
	$\Phi = \text{flux}$
	$\kappa = \text{dielectric constant}$
	$\vec{F}_M = q\vec{v} \times \vec{B}$
	$\oint \vec{B} \cdot d\vec{\ell} = \mu_0 I$
	$d\vec{B} = \frac{\mu_0}{4\pi} \frac{I d\vec{\ell} \times \hat{r}}{r^2}$
	$\vec{F} = \int I d\vec{\ell} \times \vec{B}$
	$B_s = \mu_0 n I$
	$\Phi_B = \int \vec{B} \cdot d\vec{A}$
	$\mathcal{E} = \oint \vec{E} \cdot d\vec{\ell} = -\frac{d\Phi_B}{dt}$
	$\mathcal{E} = -L \frac{dI}{dt}$
	$U_L = \frac{1}{2} L I^2$

# ADVANCED PLACEMENT PHYSICS C EQUATIONS

## GEOMETRY AND TRIGONOMETRY

Rectangle

$$A = bh$$

Triangle

$$A = \frac{1}{2}bh$$

Circle

$$A = \pi r^2$$

$$C = 2\pi r$$

$$s = r\theta$$

Rectangular Solid

$$V = \ell wh$$

Cylinder

$$V = \pi r^2 \ell$$

$$S = 2\pi r \ell + 2\pi r^2$$

Sphere

$$V = \frac{4}{3}\pi r^3$$

$$S = 4\pi r^2$$

Right Triangle

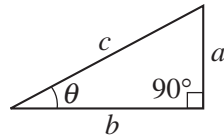
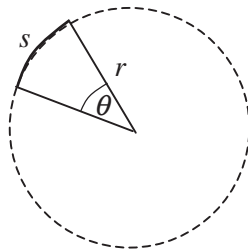
$$a^2 + b^2 = c^2$$

$$\sin \theta = \frac{a}{c}$$

$$\cos \theta = \frac{b}{c}$$

$$\tan \theta = \frac{a}{b}$$

$A$  = area  
 $C$  = circumference  
 $V$  = volume  
 $S$  = surface area  
 $b$  = base  
 $h$  = height  
 $\ell$  = length  
 $w$  = width  
 $r$  = radius  
 $s$  = arc length  
 $\theta$  = angle



## CALCULUS

$$\frac{df}{dx} = \frac{df}{du} \frac{du}{dx}$$

$$\frac{d}{dx}(x^n) = nx^{n-1}$$

$$\frac{d}{dx}(e^{ax}) = ae^{ax}$$

$$\frac{d}{dx}(\ln ax) = \frac{1}{x}$$

$$\frac{d}{dx}[\sin(ax)] = a \cos(ax)$$

$$\frac{d}{dx}[\cos(ax)] = -a \sin(ax)$$

$$\int x^n dx = \frac{1}{n+1} x^{n+1}, n \neq -1$$

$$\int e^{ax} dx = \frac{1}{a} e^{ax}$$

$$\int \frac{dx}{x+a} = \ln|x+a|$$

$$\int \cos(ax) dx = \frac{1}{a} \sin(ax)$$

$$\int \sin(ax) dx = -\frac{1}{a} \cos(ax)$$

## VECTOR PRODUCTS

$$\vec{A} \cdot \vec{B} = AB \cos \theta$$

$$|\vec{A} \times \vec{B}| = AB \sin \theta$$

Begin your response to **QUESTION 1** on this page.

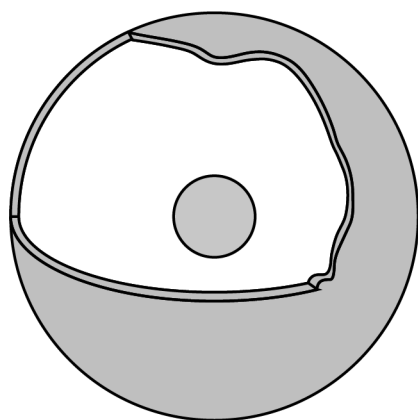
**PHYSICS C: ELECTRICITY AND MAGNETISM**

**SECTION II**

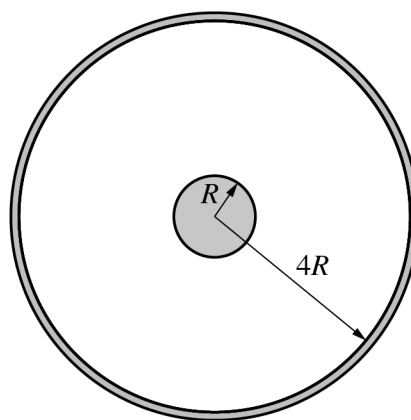
**Time—45 minutes**

**3 Questions**

**Directions:** Answer all three questions. The suggested time is about 15 minutes for answering each of the questions, which are worth 15 points each. The parts within a question may not have equal weight. Show all your work in this booklet in the spaces provided after each part.



Cutout View



Cross-Section View

Note: Figures not drawn to scale.

1. A nonconducting sphere of uniform volume charge density is surrounded by a thin concentric conducting spherical shell, as shown in the cutout view. The sphere has a charge of  $-Q$  and the shell has a charge of  $+3Q$ . The radii of the inner sphere and spherical shell are  $R$  and  $4R$ , respectively, as shown in the cross-section view.

(a) Determine the charge on the outer surface of the shell.

**GO ON TO THE NEXT PAGE.**

Continue your response to **QUESTION 1** on this page.

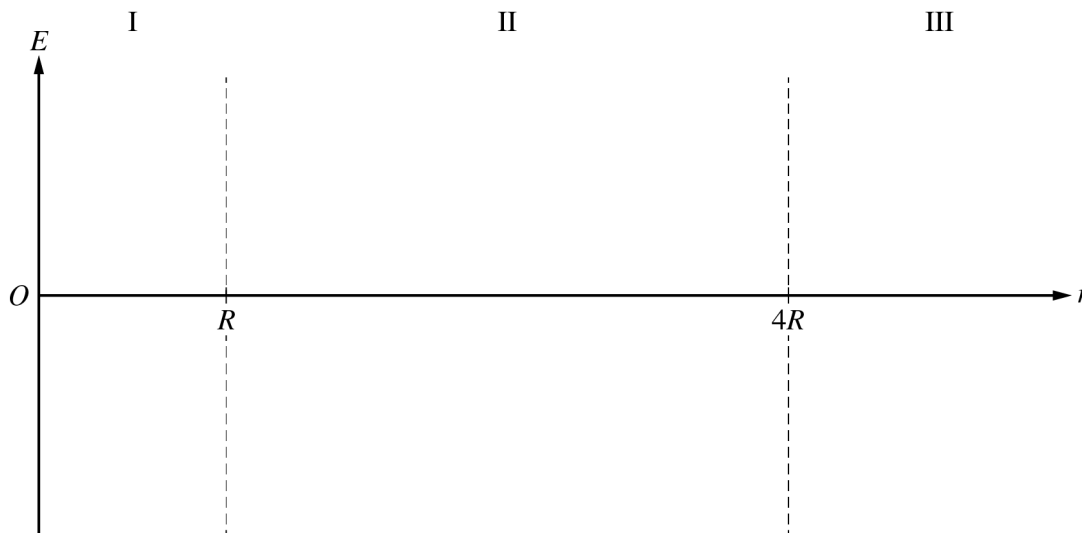
- (b) Using Gauss's law, derive an expression for the electric field a distance  $r$  from the center of the sphere for  $r < R$ . Express your answer in terms of  $Q$ ,  $R$ ,  $r$ , and physical constants, as appropriate.
- (c) The magnitude of the electric field at  $r = R$  is  $8\text{ N/C}$ . Calculate the value of the electric field at  $r = 2R$ .
- (d) Derive an expression for the absolute value of the potential difference between the outer surface of the sphere and the inner surface of the shell. Express your answer in terms of  $Q$ ,  $R$ , and physical constants, as appropriate.

**GO ON TO THE NEXT PAGE.**

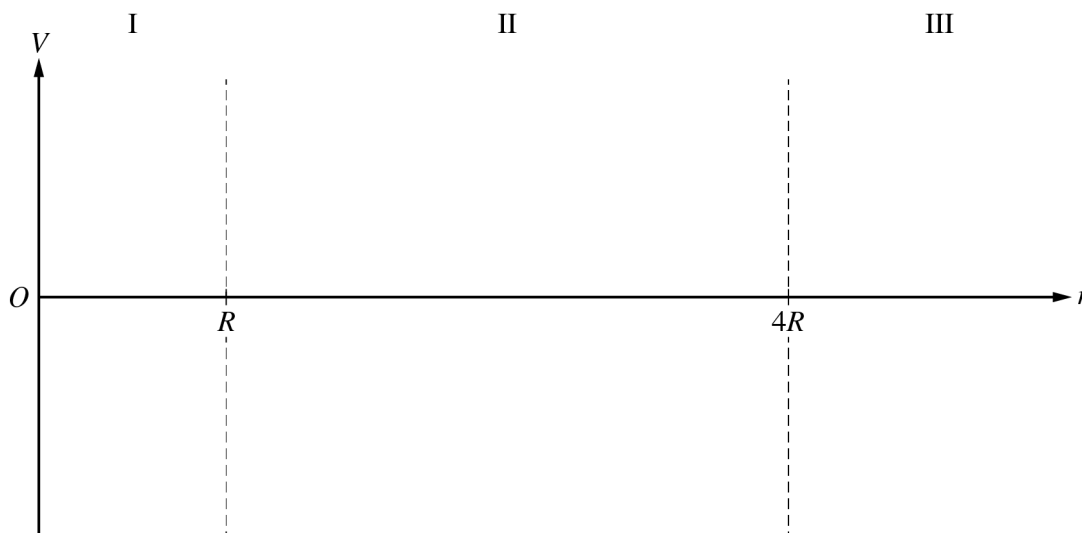
Continue your response to **QUESTION 1** on this page.

(e)

i. On the following axes that include regions I, II, and III, sketch a graph of the electric field  $E$  as a function of the distance  $r$  from the center of the sphere.



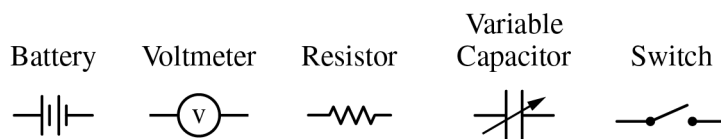
ii. On the following axes that include regions I, II, and III, sketch a graph of the electric potential  $V$  as a function of the distance  $r$  from the center of the sphere.



**GO ON TO THE NEXT PAGE.**

Begin your response to **QUESTION 2** on this page.

2. The plates of a certain variable capacitor have an adjustable area. An experiment is performed to study the potential difference across the capacitor as it discharges through a resistor. A circuit is to be constructed with the following available equipment: a single ideal battery of potential difference  $\Delta V_0$ , a single voltmeter, a single resistor of resistance  $R$ , a single uncharged variable capacitor set to capacitance  $C$ , and one or more switches as needed.



- (a) Using the symbols shown, draw a schematic diagram of a circuit that can charge the capacitor and may also be used to study the potential difference across the capacitor as it discharges through the resistor.

The capacitor is fully charged by the battery. At time  $t = 0$ , the capacitor starts discharging through the resistor.

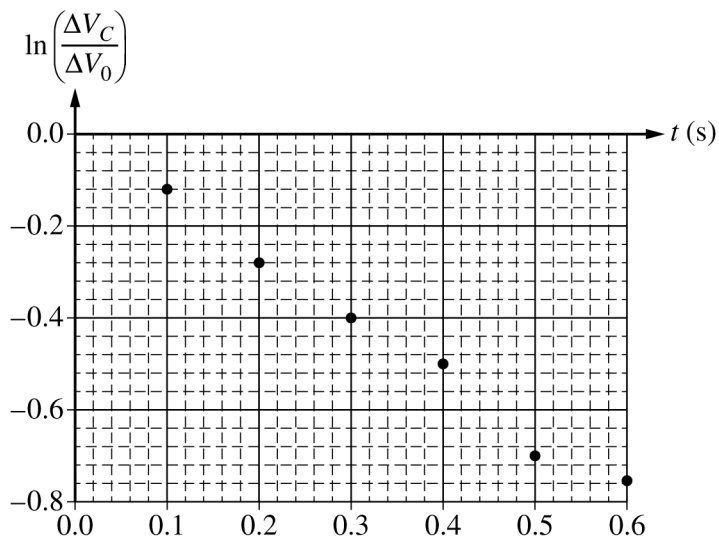
- (b) Show that the potential difference  $\Delta V_C$  across the capacitor as a function of time  $t$  is  $\Delta V_C(t) = \Delta V_0 e^{-\frac{t}{RC}}$  as the capacitor discharges.

**GO ON TO THE NEXT PAGE.**



Continue your response to **QUESTION 2** on this page.

- (c) The experiment is performed using a resistor of  $R = 150 \text{ k}\Omega$ . Data for the potential difference  $\Delta V_C$  across the capacitor as a function of  $t$  are recorded and a plot of  $\ln\left(\frac{\Delta V_C}{\Delta V_0}\right)$  as a function of  $t$  is created on the graph below.



- Draw the best-fit line for the data.
- Using the best-fit line, calculate a value for the unknown capacitance  $C$ .

**GO ON TO THE NEXT PAGE.**

Continue your response to **QUESTION 2** on this page.

- (d) The capacitor is adjusted so that the surface area of the plates is increased, and the experiment is repeated. Would the slope of the best-fit line in the second experiment be more steep, less steep, or unchanged compared to the slope of the best-fit line in part (c)?

More steep       Less steep       Unchanged

Briefly justify your answer.

- (e) The ideal battery is then replaced with a non-ideal battery with internal resistance  $r$ , and the experiment is repeated.

- i. Would the slope of the graph in this final experiment change compared to the graph in part (c)?

Yes       No

Briefly justify your answer.

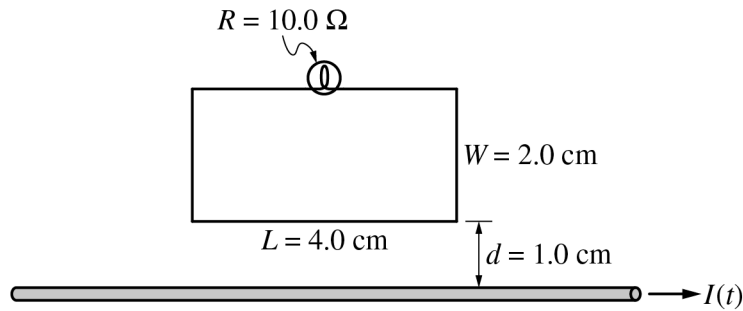
- ii. Would the vertical intercept of the graph in this final experiment change compared to the graph in part (c)?

Yes       No

Briefly justify your answer.

**GO ON TO THE NEXT PAGE.**

Begin your response to **QUESTION 3** on this page.



3. A lightbulb of resistance  $R = 10.0 \Omega$  is connected to a rectangular loop of wire of negligible resistance near a very long current-carrying wire. The rectangular loop has a length  $L = 4.0 \text{ cm}$  and a width  $W = 2.0 \text{ cm}$  and is positioned so one of the longer sides of the loop is a distance  $d = 1.0 \text{ cm}$  above and parallel to the long wire, as shown. The current in the long wire is initially flowing to the right and is given by  $I(t) = C - Dt$ , where  $C = 10.0 \text{ A}$  and  $D = 2.0 \text{ A/s}$ . At time  $t = 5.0 \text{ s}$ , the current in the long wire is instantaneously zero as the current changes direction.

(a) What is the direction, if any, of the magnetic field produced by the induced current in the rectangular loop as the current in the long wire changes direction?

Into the page       Out of the page       No direction, because the field is zero

Justify your answer.

(b) Calculate the magnetic flux through the loop due to only the long wire at time  $t = 3.0 \text{ s}$ .

**GO ON TO THE NEXT PAGE.**

Continue your response to **QUESTION 3** on this page.

(c) Calculate the current through the lightbulb at time  $t = 3.0$  s.

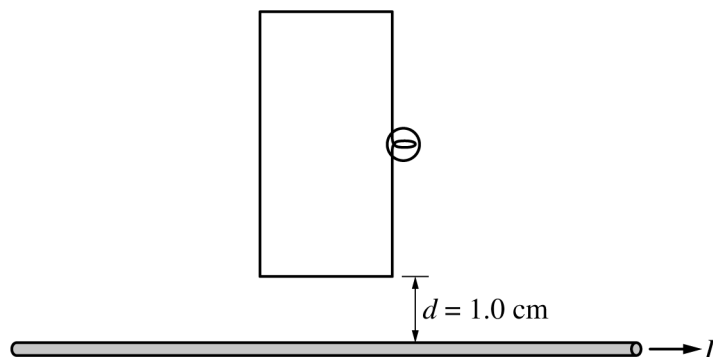
(d) A group of students attempts to experimentally verify whether the current through the lightbulb is consistent with the current calculation from part (c). The current in the rectangular loop is measured to be greater than the current calculated in part (c). Which of the following could explain this discrepancy? Select one answer.

- The students did not account for Earth's magnetic field.
- The rectangular loop is tilted and is not in the same plane as the wire.
- The resistance of the lightbulb is greater than the recorded value.
- The long side of the rectangular loop is shorter than the recorded value.
- The current in the long wire changes at a faster rate than expected.

Briefly justify your answer.

**GO ON TO THE NEXT PAGE.**

Continue your response to **QUESTION 3** on this page.



- (e) Later, the same rectangular loop with lightbulb is rotated such that a short side of the loop is 1.0 cm above and parallel to the long current-carrying wire, as shown. The current in the wire is again initially flowing from left to right and given by  $I(t) = C - Dt$ , where  $C = 10.0 \text{ A}$  and  $D = 2.0 \text{ A/s}$ . The current through the lightbulb in the loop's new orientation at time  $t = 3.0 \text{ s}$  is  $I_2$ . Which of the following correctly relates the current  $I_2$  to  $I_1$ , the current through the lightbulb in part (c)?

$I_2 < I_1$        $I_2 = I_1$        $I_2 > I_1$

Justify your answer.

**GO ON TO THE NEXT PAGE.**

**STOP**

**END OF EXAM**