

2019

AP[®]

 CollegeBoard

AP[®] Macroeconomics

Scoring Guidelines Set 2

© 2019 The College Board. College Board, Advanced Placement, AP, AP Central, and the acorn logo are registered trademarks of the College Board. Visit the College Board on the web: collegeboard.org.

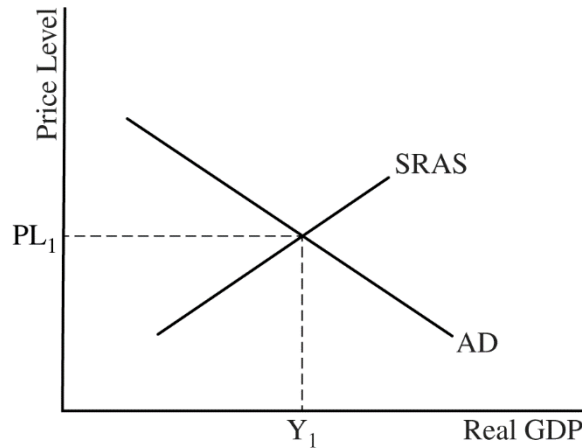
AP Central is the official online home for the AP Program: apcentral.collegeboard.org.

AP[®] MACROECONOMICS 2019 SCORING GUIDELINES

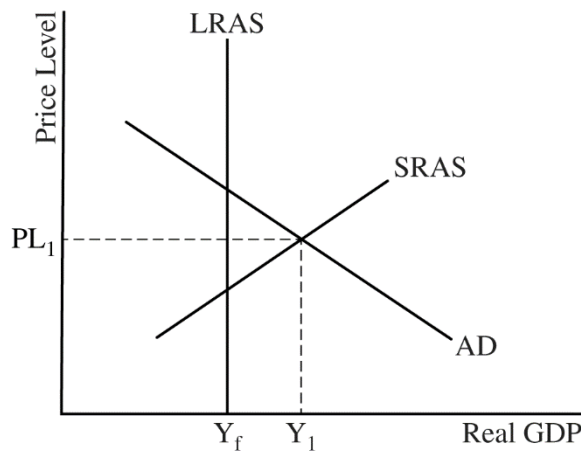
Question 1

10 points (2 + 2 + 3 + 2 + 1)

(a) 2 points



- One point is earned for drawing a correctly labeled graph showing a downward sloping aggregate demand (AD) curve, an upward sloping short-run aggregate supply (SRAS) curve, the equilibrium output level labeled Y_1 , and the equilibrium price level labeled PL_1 .

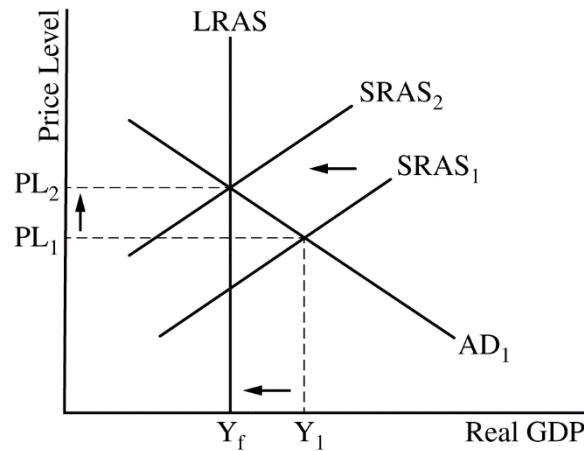


- One point is earned for drawing a correctly labeled vertical long-run aggregate supply (LRAS) curve with full employment output labeled Y_f to the left of the short-run equilibrium output level, Y_1 .

AP[®] MACROECONOMICS
2019 SCORING GUIDELINES

Question 1 (continued)

(b) 2 points



- One point is earned for showing a leftward shift in the SRAS curve and for showing PL_2 higher than PL_1 .
- One point is earned for explaining that the SRAS curve will shift to the left due to the increase in input prices, nominal wages, or inflationary expectations.

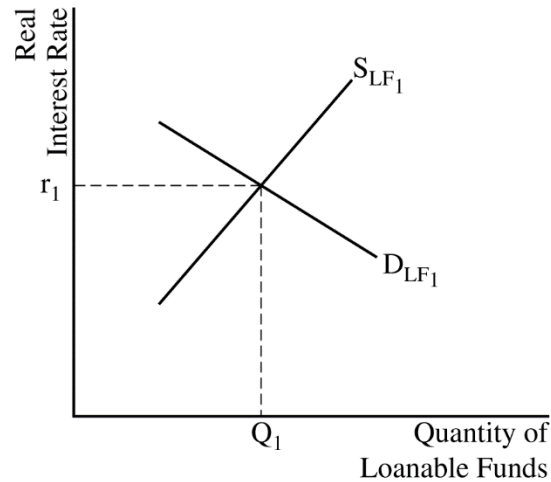
(c) 3 points

- One point is earned for stating a decrease in government spending, a decrease in transfer payments, or an increase in taxes.
- One point is earned for stating that the unemployment rate will increase and the natural rate of unemployment will not change.
- One point is earned for stating that the automatic adjustment will produce a higher price level than the fiscal policy.

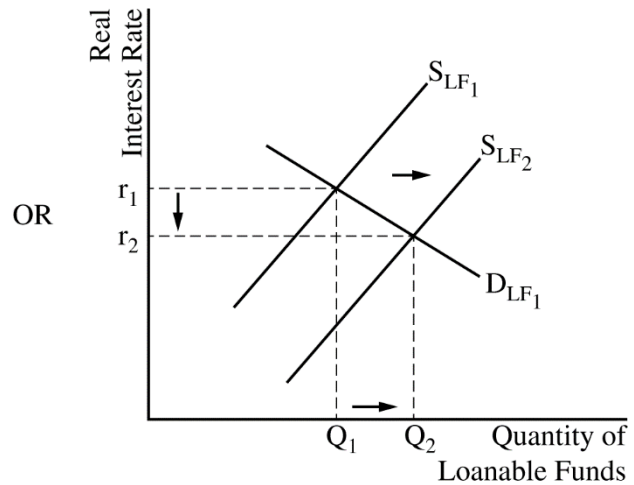
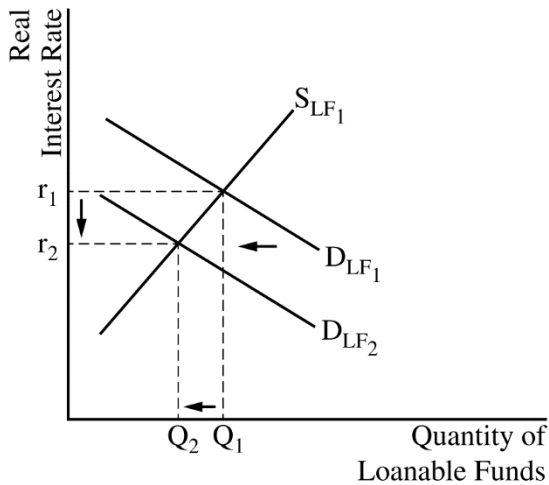
**AP[®] MACROECONOMICS
2019 SCORING GUIDELINES**

Question 1 (continued)

(d) 2 points



- One point is earned for drawing a correctly labeled graph of the loanable funds market.



- One point is earned for showing a leftward shift of the demand for loanable funds curve (or a rightward shift in the supply of loanable funds curve) and a decrease in the real interest rate.

(e) 1 point

- One point is earned for stating that the LRAS curve will shift to the right and for explaining that the lower real interest rate will lead to increased capital formation due to increased investment spending.

AP[®] MACROECONOMICS 2019 SCORING GUIDELINES

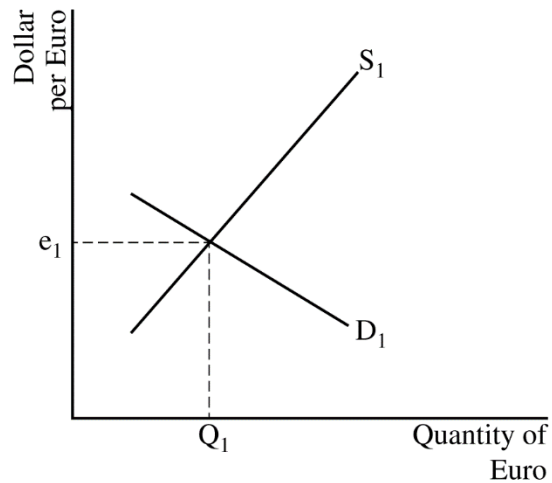
Question 2

5 points (1 + 2 + 2)

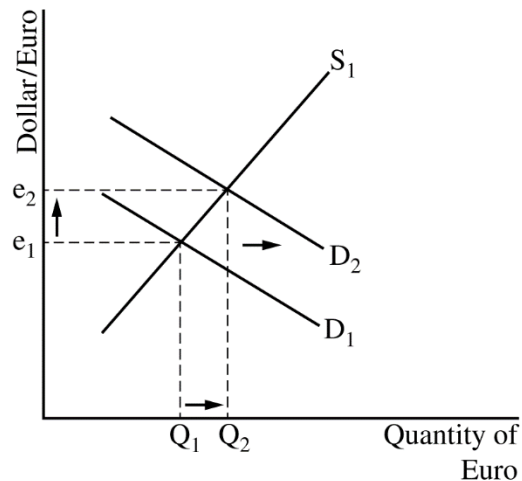
(a) 1 point

- One point is earned for stating that the U.S. current account will be in deficit and for explaining that an increase in the U.S. real GDP increases the U.S.'s demand for European goods and services, which increases imports.

(b) 2 points



- One point is earned for drawing a correctly labeled graph of the foreign exchange market for the euro.



- One point is earned for shifting the demand curve for the euro to the right and showing an increase in the value of the euro relative to the U.S. dollar.

AP[®] MACROECONOMICS
2019 SCORING GUIDELINES

Question 2 (continued)

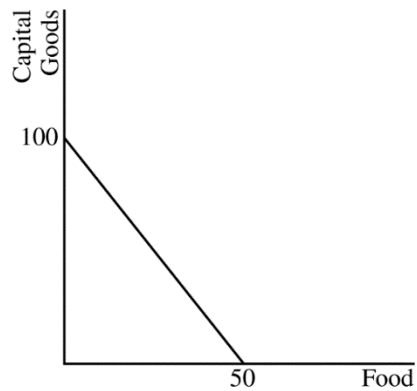
(c) 2 points

- One point is earned for stating that the demand for the dollar will decrease and for explaining that capital flows from the European Union to the U.S. will decrease.
- One point is earned for stating that the dollar will depreciate.

AP[®] MACROECONOMICS
2019 SCORING GUIDELINES

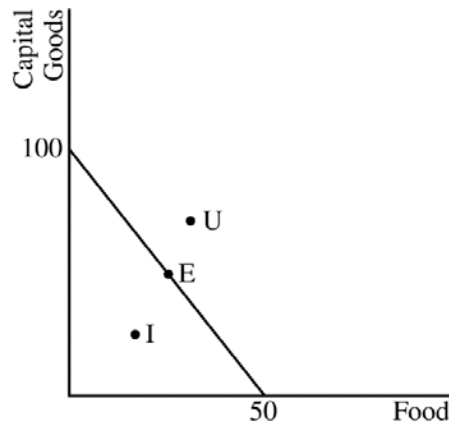
Question 3

5 points (1 + 1 + 1 + 1 + 1)



(a) 1 point

- One point is earned for drawing a correctly labeled production possibilities curve (PPC) for Sweden with food on the horizontal axis, capital goods on the vertical axis, and the relevant numerical values plotted.



(b) 1 point

- One point is earned for showing point I inside the PPC, point E on the PPC, and point U outside the PPC.

(c) 1 point

- One point is earned for stating that Sweden's economic growth rate will slow or be reduced.

AP[®] MACROECONOMICS
2019 SCORING GUIDELINES

Question 3 (continued)

(d) 1 point

- One point is earned for stating that Norway has a comparative advantage in the production of capital goods and for explaining that it has the lowest opportunity cost in producing capital goods (the opportunity cost of producing one unit of capital goods in Norway is $1/4$ a unit of food and in Sweden is $1/2$ a unit of food).

(e) 1 point

- One point is earned for stating a number between 20 and 40 units of capital.